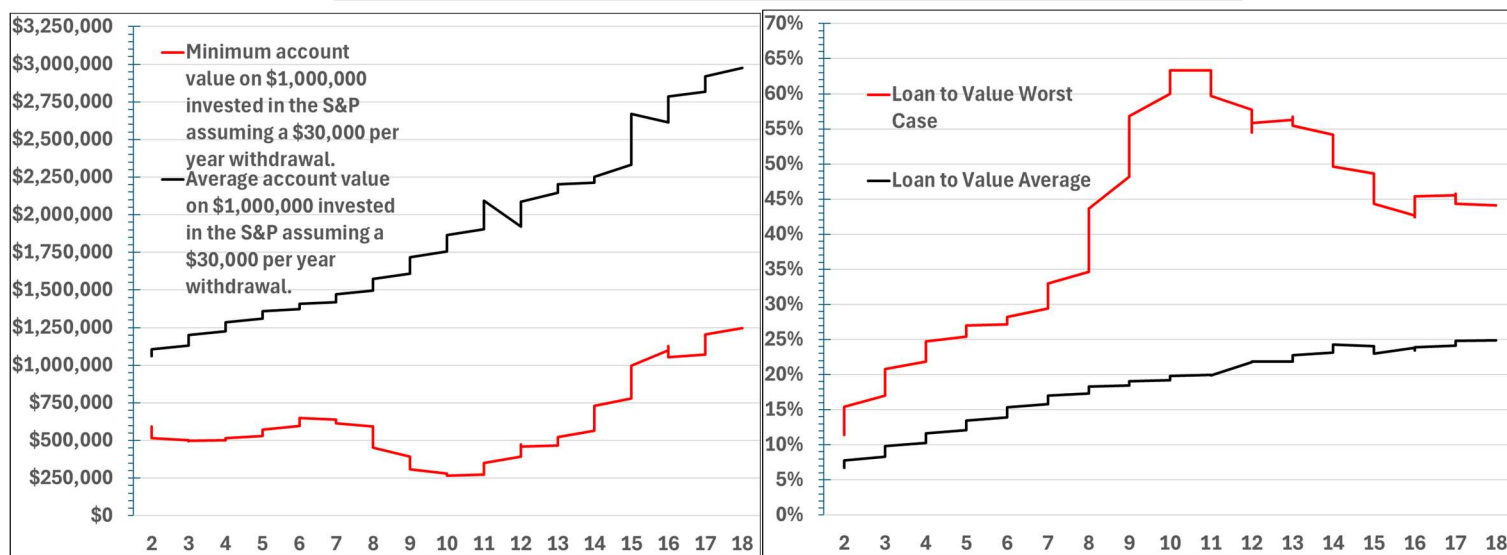


As I've stated before, however, there are challenges associated with having all your money in an S&P index fund. Every investment manager has had very emotional calls from clients who think that the market decline they just experienced would continue and wipe out their savings. And, as you know, the emotional side of your brain does not listen to reason. That's one of the reasons that individual investors in the index make less than the index (see Morningstar's annual "Mind the Gap" research). They sell when scared and buy when excited. Plus, if you need money for an unexpected expense and the market is down, you end up selling "low". Money managers, like myself, then typically keep a portion of clients' account in bonds to offset the down years and to serve as a ready source of cash. So, in the long run bonds pay 4%, stocks earn 10% and clients get single digit returns.

Is there a better way? Here's one hypothetical answer (not investment advise): Invest 100% systematically over time in an S&P index fund, never sell, and use a margin account for expenses. That is, a bank will give you cash advances whenever called upon if you pledge your securities account as collateral. You pay a fixed rate of interest (currently 6.5%) on the outstanding balance and conceivably, your account grows at 10%. In theory. Here's a couple of graphs illustrating how that would likely work out, keeping in mind that the loan account cannot exceed 65% of the total account value. If it ever does, you get a "margin call" and you have to sell stocks and pay down the loan.

The left graph shows a history of the *worst* S&P returns as well as the *average* S&P returns for a \$1,000,000 account for all of the two to eighteen year periods since 1999, assuming you invested gradually over ten quarters and net of a loan balance that's paying out \$30,000 per year. The chart on the right shows a history of the growth of that account using the minimum total returns for all of those 3390 different holding periods as well as a line showing the average total return each year. We used a 3% withdrawal because, as you can see, the loan balance grows too fast with anything greater. If you happened to start investing in the wrong year, say 2000 or 2007, you could find yourself down almost \$750,000 and perilously close to a forced liquidation. On average though, you would almost triple over eighteen years in addition to all of those \$30,000 checks. So, that *is* a strategy. Invest systematically every quarter over ten quarters. Pledge to never sell. Limit your withdrawals to a maximum of 3% of your investment and cross your fingers. You'll probably make \$500,000 to \$1,000,000 over the 18 years along with the \$30,000 annually and save yourself a lot of time and aggravation.

S&P 500 Index Portfolio Accumulated Over Ten Quarters



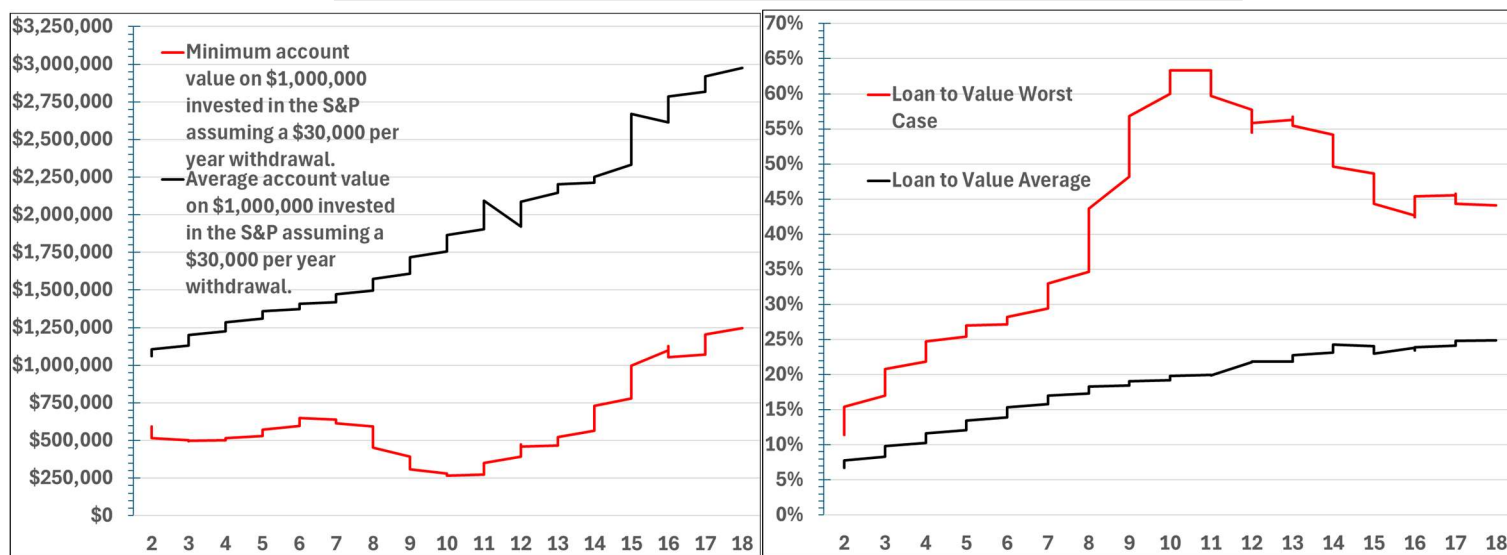
While you could probably get away with a withdrawal greater than 3%, it's reassuring to know that over the past twenty-five years at least, you would never have had a margin call and your account, if held for the long run and not disturbed, would still appreciate.

As I've stated before, however, there are challenges associated with having all your money in an S&P index fund. Every investment manager has had very emotional calls from clients who think that the market decline they just experienced would continue and wipe out their savings. And, as you know, the emotional side of your brain does not listen to reason. That's one of the reasons that individual investors in the index make less than the index (see Morningstar's annual "Mind the Gap" research). They sell when scared and buy when excited. Plus, if you need money for an unexpected expense and the market is down, you end up selling "low". Money managers, like myself, then typically keep a portion of clients' account in bonds to offset the down years and to serve as a ready source of cash. So, in the long run bonds pay 4%, stocks earn 10% and clients get single digit returns.

Is there a better way? Here's one hypothetical answer (not investment advise): Invest 100% systematically over time in an S&P index fund, never sell, and use a margin account for expenses. That is, a bank will give you cash advances whenever called upon if you pledge your securities account as collateral. You pay a fixed rate of interest (currently 6.5%) on the outstanding balance and conceivably, your account grows at 10%. In theory. Here's a couple of graphs illustrating how that would likely work out, keeping in mind that the loan account cannot exceed 65% of the total account value. If it ever does, you get a "margin call" and you have to sell stocks and pay down the loan.

The left graph shows a history of the *worst* S&P returns as well as the *average* S&P returns for a \$1,000,000 account for all of the two to eighteen year periods since 1999, assuming you invested gradually over ten quarters and net of a loan balance that's paying out \$30,000 per year. The chart on the right shows a history of the growth of that account using the minimum total returns for all of those 3390 different holding periods as well as a line showing the average total return each year. We used a 3% withdrawal because, as you can see, the loan balance grows too fast with anything greater. If you happened to start investing in the wrong year, say 2000 or 2007, you could find yourself down almost \$750,000 and perilously close to a forced liquidation. On average though, you would almost triple over eighteen years in addition to all of those \$30,000 checks. So, that *is* a strategy. Invest systematically every quarter over ten quarters. Pledge to never sell. Limit your withdrawals to a maximum of 3% of your investment and cross your fingers. You'll probably make \$500,000 to \$1,000,000 over the 18 years along with the \$30,000 annually and save yourself a lot of time and aggravation.

S&P 500 Index Portfolio Accumulated Over Ten Quarters



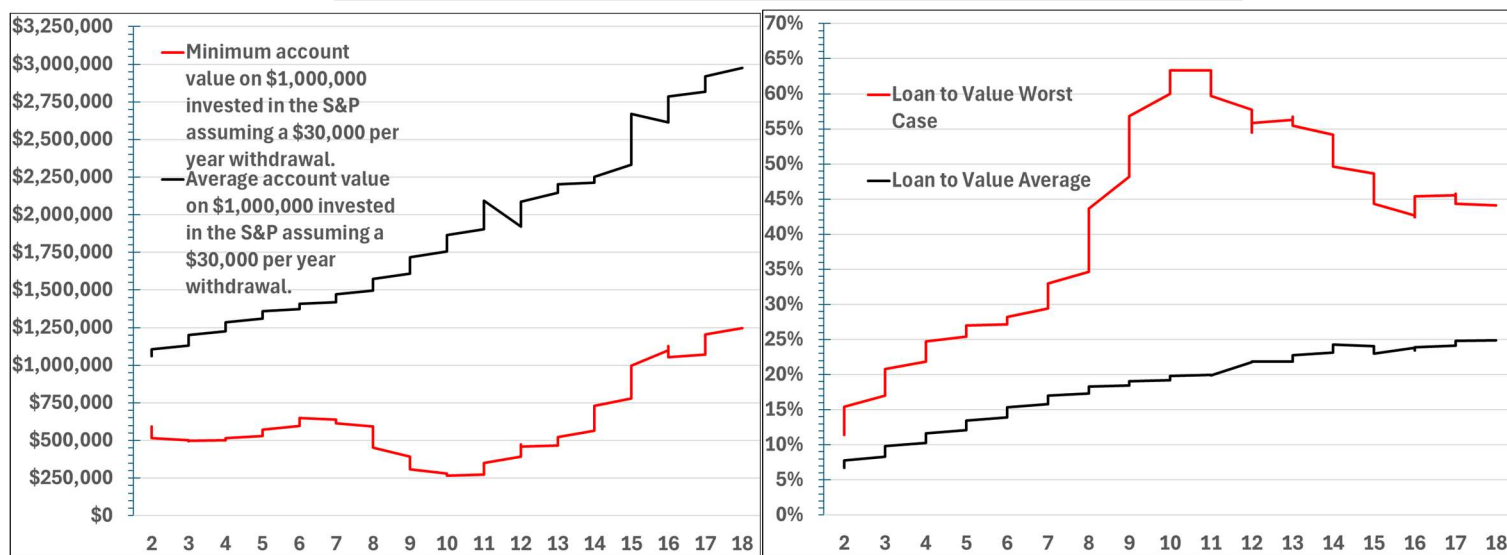
While you could probably get away with a withdrawal greater than 3%, it's reassuring to know that over the past twenty-five years at least, you would never have had a margin call and your account, if held for the long run and not disturbed, would still appreciate.

As I've stated before, however, there are challenges associated with having all your money in an S&P index fund. Every investment manager has had very emotional calls from clients who think that the market decline they just experienced would continue and wipe out their savings. And, as you know, the emotional side of your brain does not listen to reason. That's one of the reasons that individual investors in the index make less than the index (see Morningstar's annual "Mind the Gap" research). They sell when scared and buy when excited. Plus, if you need money for an unexpected expense and the market is down, you end up selling "low". Money managers, like myself, then typically keep a portion of clients' account in bonds to offset the down years and to serve as a ready source of cash. So, in the long run bonds pay 4%, stocks earn 10% and clients get single digit returns.

Is there a better way? Here's one hypothetical answer (not investment advise): Invest 100% systematically over time in an S&P index fund, never sell, and use a margin account for expenses. That is, a bank will give you cash advances whenever called upon if you pledge your securities account as collateral. You pay a fixed rate of interest (currently 6.5%) on the outstanding balance and conceivably, your account grows at 10%. In theory. Here's a couple of graphs illustrating how that would likely work out, keeping in mind that the loan account cannot exceed 65% of the total account value. If it ever does, you get a "margin call" and you have to sell stocks and pay down the loan.

The left graph shows a history of the *worst* S&P returns as well as the *average* S&P returns for a \$1,000,000 account for all of the two to eighteen year periods since 1999, assuming you invested gradually over ten quarters and net of a loan balance that's paying out \$30,000 per year. The chart on the right shows a history of the growth of that account using the minimum total returns for all of those 3390 different holding periods as well as a line showing the average total return each year. We used a 3% withdrawal because, as you can see, the loan balance grows too fast with anything greater. If you happened to start investing in the wrong year, say 2000 or 2007, you could find yourself down almost \$750,000 and perilously close to a forced liquidation. On average though, you would almost triple over eighteen years in addition to all of those \$30,000 checks. So, that *is* a strategy. Invest systematically every quarter over ten quarters. Pledge to never sell. Limit your withdrawals to a maximum of 3% of your investment and cross your fingers. You'll probably make \$500,000 to \$1,000,000 over the 18 years along with the \$30,000 annually and save yourself a lot of time and aggravation.

S&P 500 Index Portfolio Accumulated Over Ten Quarters



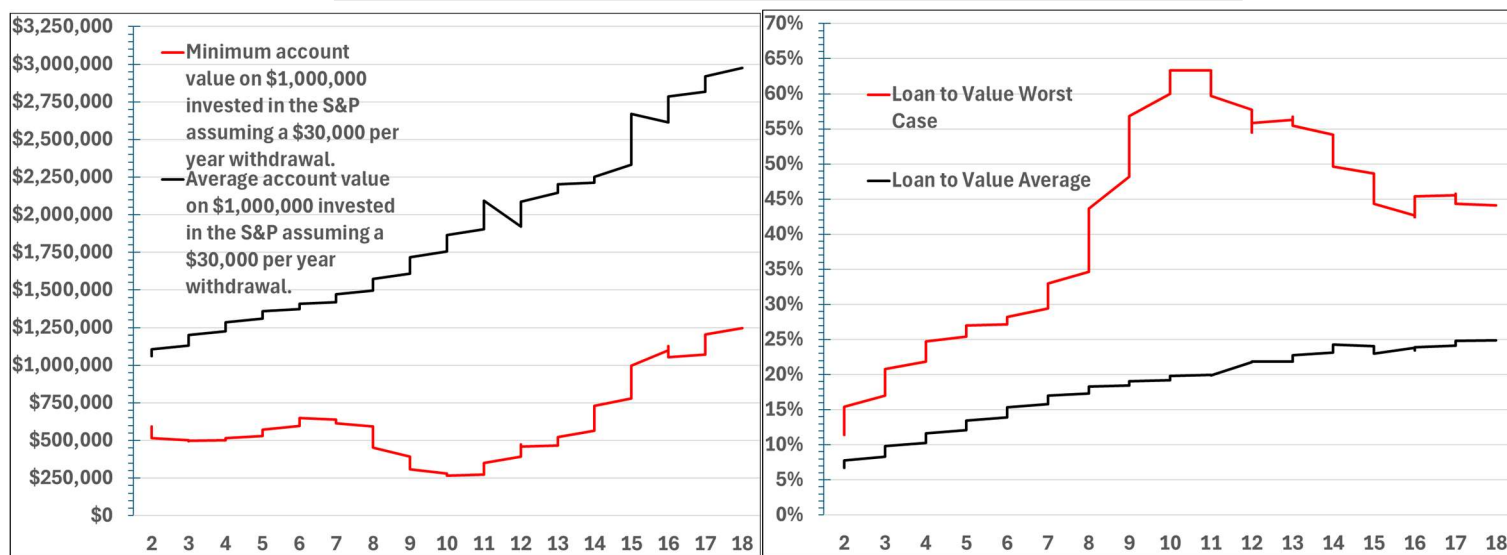
While you could probably get away with a withdrawal greater than 3%, it's reassuring to know that over the past twenty-five years at least, you would never have had a margin call and your account, if held for the long run and not disturbed, would still appreciate.

As I've stated before, however, there are challenges associated with having all your money in an S&P index fund. Every investment manager has had very emotional calls from clients who think that the market decline they just experienced would continue and wipe out their savings. And, as you know, the emotional side of your brain does not listen to reason. That's one of the reasons that individual investors in the index make less than the index (see Morningstar's annual "Mind the Gap" research). They sell when scared and buy when excited. Plus, if you need money for an unexpected expense and the market is down, you end up selling "low". Money managers, like myself, then typically keep a portion of clients' account in bonds to offset the down years and to serve as a ready source of cash. So, in the long run bonds pay 4%, stocks earn 10% and clients get single digit returns.

Is there a better way? Here's one hypothetical answer (not investment advise): Invest 100% systematically over time in an S&P index fund, never sell, and use a margin account for expenses. That is, a bank will give you cash advances whenever called upon if you pledge your securities account as collateral. You pay a fixed rate of interest (currently 6.5%) on the outstanding balance and conceivably, your account grows at 10%. In theory. Here's a couple of graphs illustrating how that would likely work out, keeping in mind that the loan account cannot exceed 65% of the total account value. If it ever does, you get a "margin call" and you have to sell stocks and pay down the loan.

The left graph shows a history of the *worst* S&P returns as well as the *average* S&P returns for a \$1,000,000 account for all of the two to eighteen year periods since 1999, assuming you invested gradually over ten quarters and net of a loan balance that's paying out \$30,000 per year. The chart on the right shows a history of the growth of that account using the minimum total returns for all of those 3390 different holding periods as well as a line showing the average total return each year. We used a 3% withdrawal because, as you can see, the loan balance grows too fast with anything greater. If you happened to start investing in the wrong year, say 2000 or 2007, you could find yourself down almost \$750,000 and perilously close to a forced liquidation. On average though, you would almost triple over eighteen years in addition to all of those \$30,000 checks. So, that *is* a strategy. Invest systematically every quarter over ten quarters. Pledge to never sell. Limit your withdrawals to a maximum of 3% of your investment and cross your fingers. You'll probably make \$500,000 to \$1,000,000 over the 18 years along with the \$30,000 annually and save yourself a lot of time and aggravation.

S&P 500 Index Portfolio Accumulated Over Ten Quarters



While you could probably get away with a withdrawal greater than 3%, it's reassuring to know that over the past twenty-five years at least, you would never have had a margin call and your account, if held for the long run and not disturbed, would still appreciate.

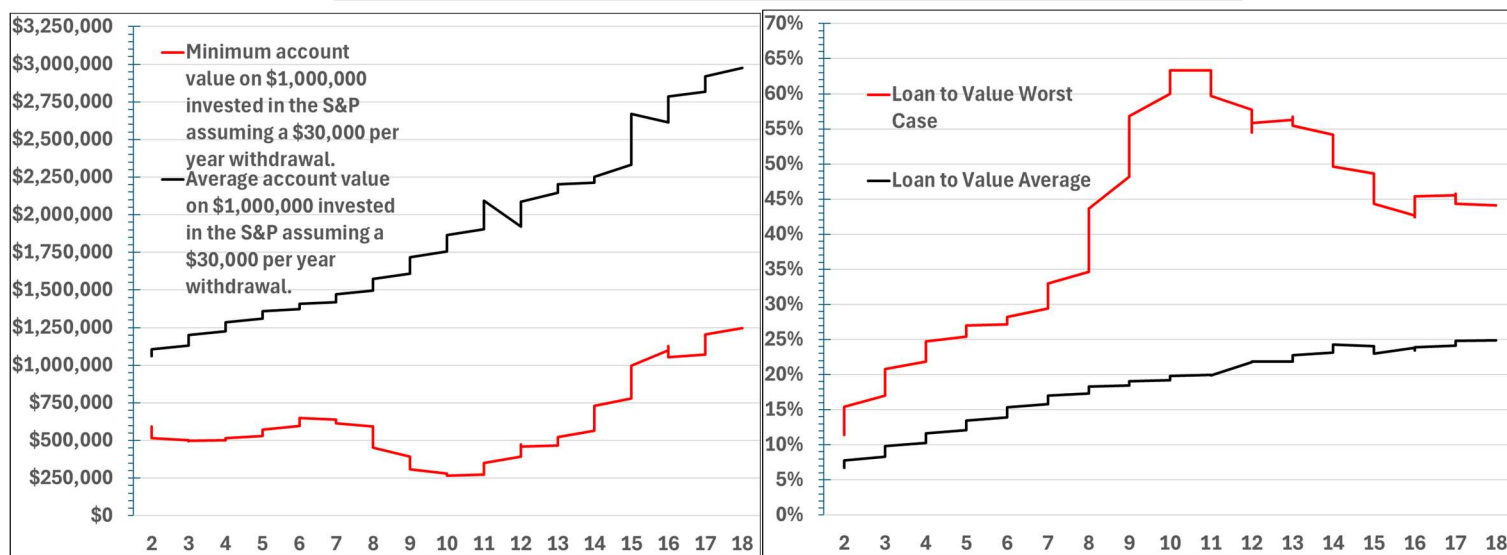


As I've stated before, however, there are challenges associated with having all your money in an S&P index fund. Every investment manager has had very emotional calls from clients who think that the market decline they just experienced would continue and wipe out their savings. And, as you know, the emotional side of your brain does not listen to reason. That's one of the reasons that individual investors in the index make less than the index (see Morningstar's annual "Mind the Gap" research). They sell when scared and buy when excited. Plus, if you need money for an unexpected expense and the market is down, you end up selling "low". Money managers, like myself, then typically keep a portion of clients' account in bonds to offset the down years and to serve as a ready source of cash. So, in the long run bonds pay 4%, stocks earn 10% and clients get single digit returns.

Is there a better way? Here's one hypothetical answer (not investment advice): Invest 100% systematically over time in an S&P index fund, never sell, and use a margin account for expenses. That is, a bank will give you cash advances whenever called upon if you pledge your securities account as collateral. You pay a fixed rate of interest (currently 6.5%) on the outstanding balance and conceivably, your account grows at 10%. In theory. Here's a couple of graphs illustrating how that would likely work out, keeping in mind that the loan account cannot exceed 65% of the total account value. If it ever does, you get a "margin call" and you have to sell stocks and pay down the loan.

The left graph shows a history of the *worst* S&P returns as well as the *average* S&P returns for a \$1,000,000 account for all of the two to eighteen year periods since 1999, assuming you invested gradually over ten quarters and net of a loan balance that's paying out \$30,000 per year. The chart on the right shows a history of the growth of that account using the minimum total returns for all of those 3390 different holding periods as well as a line showing the average total return each year. We used a 3% withdrawal because, as you can see, the loan balance grows too fast with anything greater. If you happened to start investing in the wrong year, say 2000 or 2007, you could find yourself down almost \$750,000 and perilously close to a forced liquidation. On average though, you would almost triple over eighteen years in addition to all of those \$30,000 checks. So, that *is* a strategy. Invest systematically every quarter over ten quarters. Pledge to never sell. Limit your withdrawals to a maximum of 3% of your investment and cross your fingers. You'll probably make \$500,000 to \$1,000,000 over the 18 years along with the \$30,000 annually and save yourself a lot of time and aggravation.

S&P 500 Index Portfolio Accumulated Over Ten Quarters



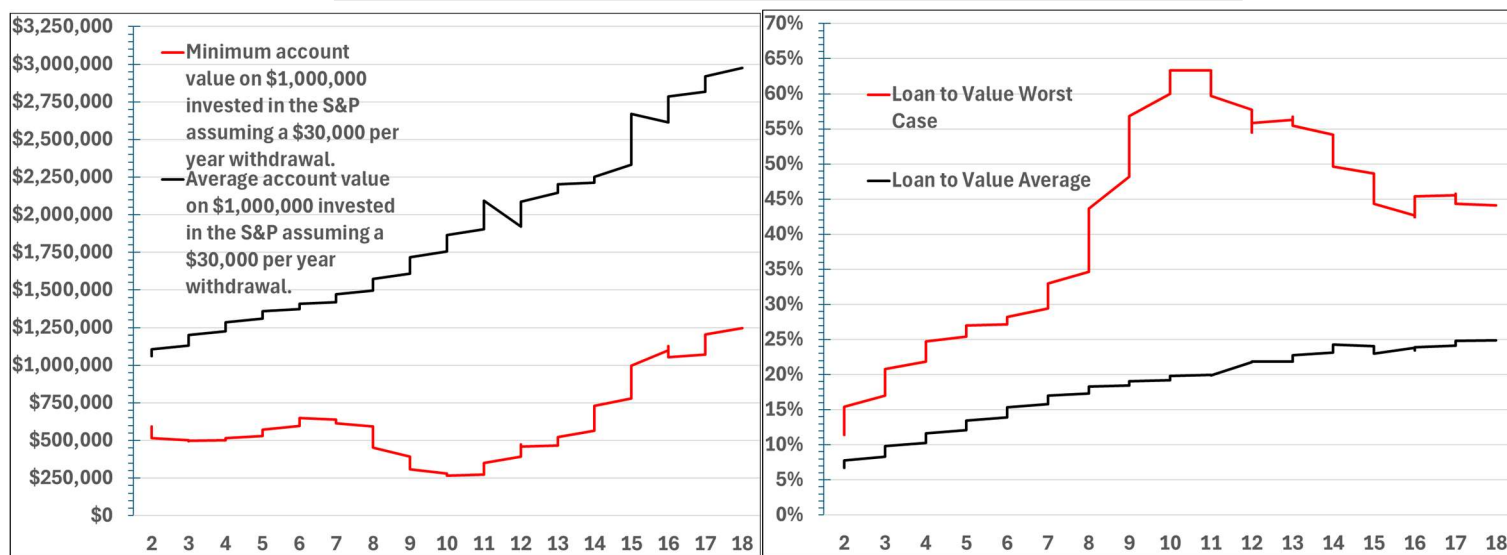
While you could probably get away with a withdrawal greater than 3%, it's reassuring to know that over the past twenty-five years at least, you would never have had a margin call and your account, if held for the long run and not disturbed, would still appreciate.

As I've stated before, however, there are challenges associated with having all your money in an S&P index fund. Every investment manager has had very emotional calls from clients who think that the market decline they just experienced would continue and wipe out their savings. And, as you know, the emotional side of your brain does not listen to reason. That's one of the reasons that individual investors in the index make less than the index (see Morningstar's annual "Mind the Gap" research). They sell when scared and buy when excited. Plus, if you need money for an unexpected expense and the market is down, you end up selling "low". Money managers, like myself, then typically keep a portion of clients' account in bonds to offset the down years and to serve as a ready source of cash. So, in the long run bonds pay 4%, stocks earn 10% and clients get single digit returns.

Is there a better way? Here's one hypothetical answer (not investment advise): Invest 100% systematically over time in an S&P index fund, never sell, and use a margin account for expenses. That is, a bank will give you cash advances whenever called upon if you pledge your securities account as collateral. You pay a fixed rate of interest (currently 6.5%) on the outstanding balance and conceivably, your account grows at 10%. In theory. Here's a couple of graphs illustrating how that would likely work out, keeping in mind that the loan account cannot exceed 65% of the total account value. If it ever does, you get a "margin call" and you have to sell stocks and pay down the loan.

The left graph shows a history of the *worst* S&P returns as well as the *average* S&P returns for a \$1,000,000 account for all of the two to eighteen year periods since 1999, assuming you invested gradually over ten quarters and net of a loan balance that's paying out \$30,000 per year. The chart on the right shows a history of the growth of that account using the minimum total returns for all of those 3390 different holding periods as well as a line showing the average total return each year. We used a 3% withdrawal because, as you can see, the loan balance grows too fast with anything greater. If you happened to start investing in the wrong year, say 2000 or 2007, you could find yourself down almost \$750,000 and perilously close to a forced liquidation. On average though, you would almost triple over eighteen years in addition to all of those \$30,000 checks. So, that *is* a strategy. Invest systematically every quarter over ten quarters. Pledge to never sell. Limit your withdrawals to a maximum of 3% of your investment and cross your fingers. You'll probably make \$500,000 to \$1,000,000 over the 18 years along with the \$30,000 annually and save yourself a lot of time and aggravation.

S&P 500 Index Portfolio Accumulated Over Ten Quarters



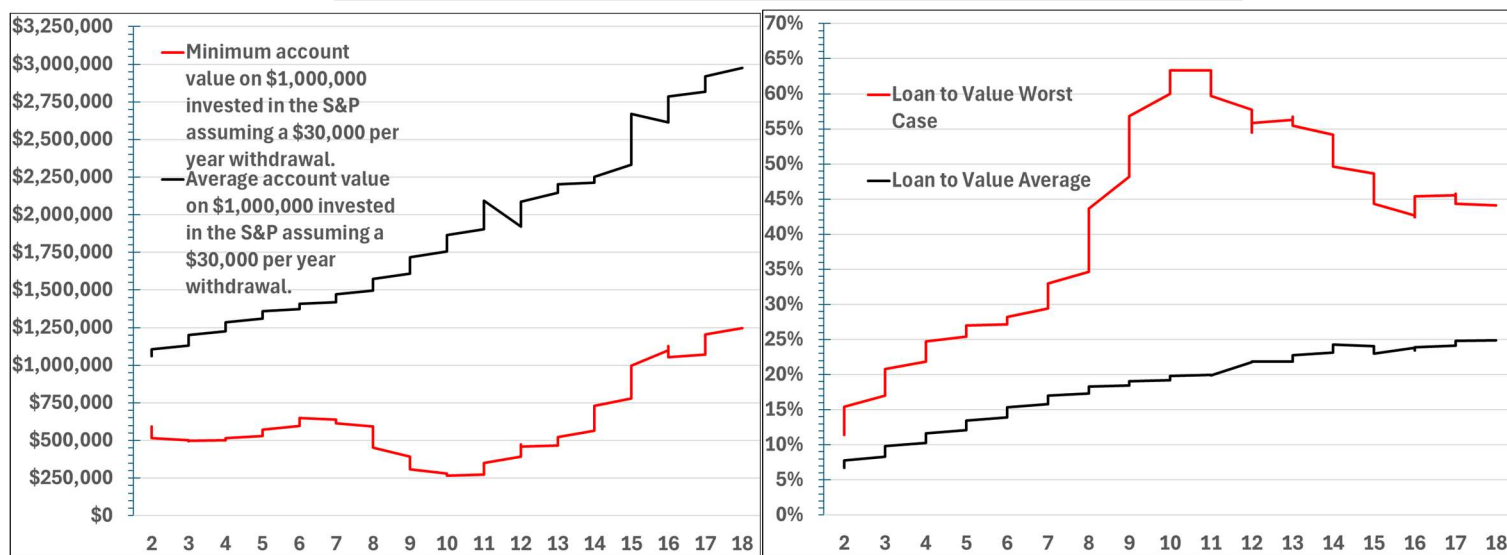
While you could probably get away with a withdrawal greater than 3%, it's reassuring to know that over the past twenty-five years at least, you would never have had a margin call and your account, if held for the long run and not disturbed, would still appreciate.

As I've stated before, however, there are challenges associated with having all your money in an S&P index fund. Every investment manager has had very emotional calls from clients who think that the market decline they just experienced would continue and wipe out their savings. And, as you know, the emotional side of your brain does not listen to reason. That's one of the reasons that individual investors in the index make less than the index (see Morningstar's annual "Mind the Gap" research). They sell when scared and buy when excited. Plus, if you need money for an unexpected expense and the market is down, you end up selling "low". Money managers, like myself, then typically keep a portion of clients' account in bonds to offset the down years and to serve as a ready source of cash. So, in the long run bonds pay 4%, stocks earn 10% and clients get single digit returns.

Is there a better way? Here's one hypothetical answer (not investment advise): Invest 100% systematically over time in an S&P index fund, never sell, and use a margin account for expenses. That is, a bank will give you cash advances whenever called upon if you pledge your securities account as collateral. You pay a fixed rate of interest (currently 6.5%) on the outstanding balance and conceivably, your account grows at 10%. In theory. Here's a couple of graphs illustrating how that would likely work out, keeping in mind that the loan account cannot exceed 65% of the total account value. If it ever does, you get a "margin call" and you have to sell stocks and pay down the loan.

The left graph shows a history of the *worst* S&P returns as well as the *average* S&P returns for a \$1,000,000 account for all of the two to eighteen year periods since 1999, assuming you invested gradually over ten quarters and net of a loan balance that's paying out \$30,000 per year. The chart on the right shows a history of the growth of that account using the minimum total returns for all of those 3390 different holding periods as well as a line showing the average total return each year. We used a 3% withdrawal because, as you can see, the loan balance grows too fast with anything greater. If you happened to start investing in the wrong year, say 2000 or 2007, you could find yourself down almost \$750,000 and perilously close to a forced liquidation. On average though, you would almost triple over eighteen years in addition to all of those \$30,000 checks. So, that *is* a strategy. Invest systematically every quarter over ten quarters. Pledge to never sell. Limit your withdrawals to a maximum of 3% of your investment and cross your fingers. You'll probably make \$500,000 to \$1,000,000 over the 18 years along with the \$30,000 annually and save yourself a lot of time and aggravation.

S&P 500 Index Portfolio Accumulated Over Ten Quarters



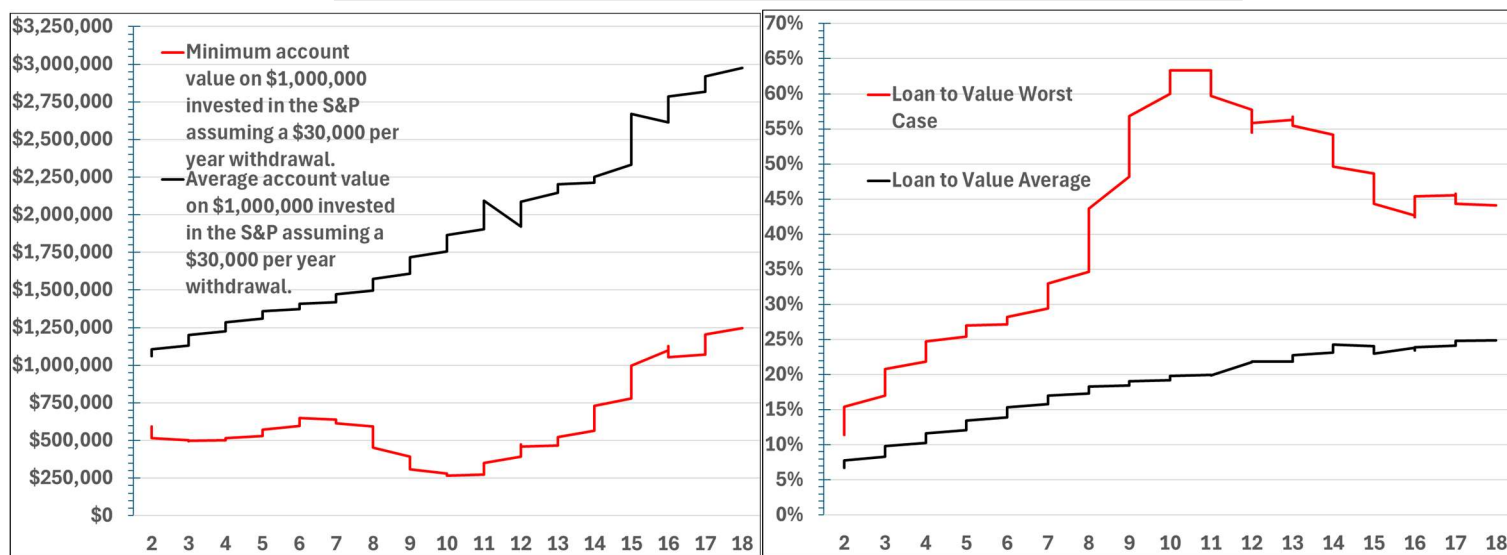
While you could probably get away with a withdrawal greater than 3%, it's reassuring to know that over the past twenty-five years at least, you would never have had a margin call and your account, if held for the long run and not disturbed, would still appreciate.

As I've stated before, however, there are challenges associated with having all your money in an S&P index fund. Every investment manager has had very emotional calls from clients who think that the market decline they just experienced would continue and wipe out their savings. And, as you know, the emotional side of your brain does not listen to reason. That's one of the reasons that individual investors in the index make less than the index (see Morningstar's annual "Mind the Gap" research). They sell when scared and buy when excited. Plus, if you need money for an unexpected expense and the market is down, you end up selling "low". Money managers, like myself, then typically keep a portion of clients' account in bonds to offset the down years and to serve as a ready source of cash. So, in the long run bonds pay 4%, stocks earn 10% and clients get single digit returns.

Is there a better way? Here's one hypothetical answer (not investment advise): Invest 100% systematically over time in an S&P index fund, never sell, and use a margin account for expenses. That is, a bank will give you cash advances whenever called upon if you pledge your securities account as collateral. You pay a fixed rate of interest (currently 6.5%) on the outstanding balance and conceivably, your account grows at 10%. In theory. Here's a couple of graphs illustrating how that would likely work out, keeping in mind that the loan account cannot exceed 65% of the total account value. If it ever does, you get a "margin call" and you have to sell stocks and pay down the loan.

The left graph shows a history of the *worst* S&P returns as well as the *average* S&P returns for a \$1,000,000 account for all of the two to eighteen year periods since 1999, assuming you invested gradually over ten quarters and net of a loan balance that's paying out \$30,000 per year. The chart on the right shows a history of the growth of that account using the minimum total returns for all of those 3390 different holding periods as well as a line showing the average total return each year. We used a 3% withdrawal because, as you can see, the loan balance grows too fast with anything greater. If you happened to start investing in the wrong year, say 2000 or 2007, you could find yourself down almost \$750,000 and perilously close to a forced liquidation. On average though, you would almost triple over eighteen years in addition to all of those \$30,000 checks. So, that *is* a strategy. Invest systematically every quarter over ten quarters. Pledge to never sell. Limit your withdrawals to a maximum of 3% of your investment and cross your fingers. You'll probably make \$500,000 to \$1,000,000 over the 18 years along with the \$30,000 annually and save yourself a lot of time and aggravation.

S&P 500 Index Portfolio Accumulated Over Ten Quarters



While you could probably get away with a withdrawal greater than 3%, it's reassuring to know that over the past twenty-five years at least, you would never have had a margin call and your account, if held for the long run and not disturbed, would still appreciate.

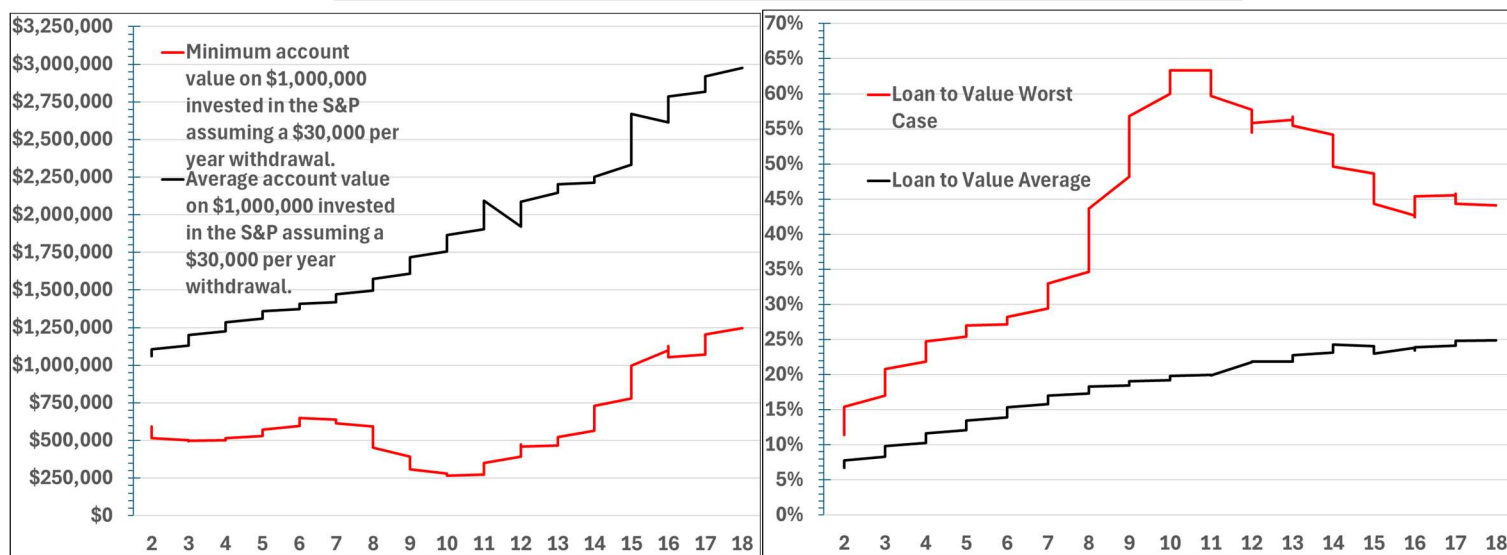


As I've stated before, however, there are challenges associated with having all your money in an S&P index fund. Every investment manager has had very emotional calls from clients who think that the market decline they just experienced would continue and wipe out their savings. And, as you know, the emotional side of your brain does not listen to reason. That's one of the reasons that individual investors in the index make less than the index (see Morningstar's annual "Mind the Gap" research). They sell when scared and buy when excited. Plus, if you need money for an unexpected expense and the market is down, you end up selling "low". Money managers, like myself, then typically keep a portion of clients' account in bonds to offset the down years and to serve as a ready source of cash. So, in the long run bonds pay 4%, stocks earn 10% and clients get single digit returns.

Is there a better way? Here's one hypothetical answer (not investment advise): Invest 100% systematically over time in an S&P index fund, never sell, and use a margin account for expenses. That is, a bank will give you cash advances whenever called upon if you pledge your securities account as collateral. You pay a fixed rate of interest (currently 6.5%) on the outstanding balance and conceivably, your account grows at 10%. In theory. Here's a couple of graphs illustrating how that would likely work out, keeping in mind that the loan account cannot exceed 65% of the total account value. If it ever does, you get a "margin call" and you have to sell stocks and pay down the loan.

The left graph shows a history of the *worst* S&P returns as well as the *average* S&P returns for a \$1,000,000 account for all of the two to eighteen year periods since 1999, assuming you invested gradually over ten quarters and net of a loan balance that's paying out \$30,000 per year. The chart on the right shows a history of the growth of that account using the minimum total returns for all of those 3390 different holding periods as well as a line showing the average total return each year. We used a 3% withdrawal because, as you can see, the loan balance grows too fast with anything greater. If you happened to start investing in the wrong year, say 2000 or 2007, you could find yourself down almost \$750,000 and perilously close to a forced liquidation. On average though, you would almost triple over eighteen years in addition to all of those \$30,000 checks. So, that *is* a strategy. Invest systematically every quarter over ten quarters. Pledge to never sell. Limit your withdrawals to a maximum of 3% of your investment and cross your fingers. You'll probably make \$500,000 to \$1,000,000 over the 18 years along with the \$30,000 annually and save yourself a lot of time and aggravation.

S&P 500 Index Portfolio Accumulated Over Ten Quarters



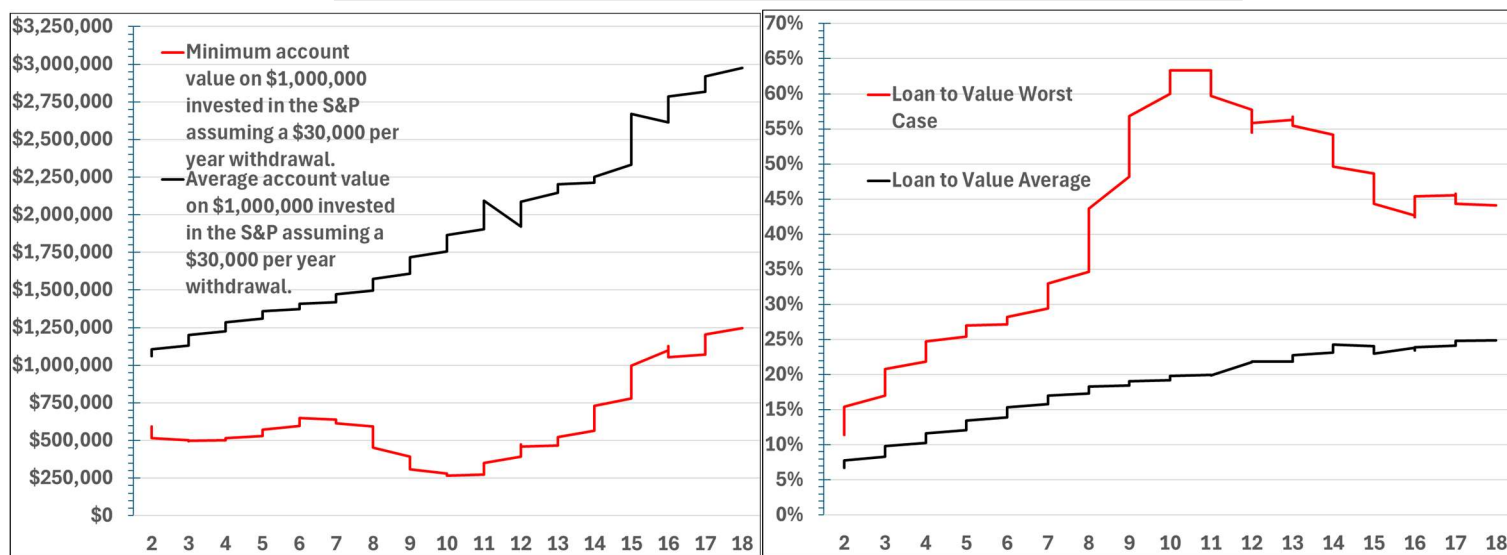
While you could probably get away with a withdrawal greater than 3%, it's reassuring to know that over the past twenty-five years at least, you would never have had a margin call and your account, if held for the long run and not disturbed, would still appreciate.

As I've stated before, however, there are challenges associated with having all your money in an S&P index fund. Every investment manager has had very emotional calls from clients who think that the market decline they just experienced would continue and wipe out their savings. And, as you know, the emotional side of your brain does not listen to reason. That's one of the reasons that individual investors in the index make less than the index (see Morningstar's annual "Mind the Gap" research). They sell when scared and buy when excited. Plus, if you need money for an unexpected expense and the market is down, you end up selling "low". Money managers, like myself, then typically keep a portion of clients' account in bonds to offset the down years and to serve as a ready source of cash. So, in the long run bonds pay 4%, stocks earn 10% and clients get single digit returns.

Is there a better way? Here's one hypothetical answer (not investment advise): Invest 100% systematically over time in an S&P index fund, never sell, and use a margin account for expenses. That is, a bank will give you cash advances whenever called upon if you pledge your securities account as collateral. You pay a fixed rate of interest (currently 6.5%) on the outstanding balance and conceivably, your account grows at 10%. In theory. Here's a couple of graphs illustrating how that would likely work out, keeping in mind that the loan account cannot exceed 65% of the total account value. If it ever does, you get a "margin call" and you have to sell stocks and pay down the loan.

The left graph shows a history of the *worst* S&P returns as well as the *average* S&P returns for a \$1,000,000 account for all of the two to eighteen year periods since 1999, assuming you invested gradually over ten quarters and net of a loan balance that's paying out \$30,000 per year. The chart on the right shows a history of the growth of that account using the minimum total returns for all of those 3390 different holding periods as well as a line showing the average total return each year. We used a 3% withdrawal because, as you can see, the loan balance grows too fast with anything greater. If you happened to start investing in the wrong year, say 2000 or 2007, you could find yourself down almost \$750,000 and perilously close to a forced liquidation. On average though, you would almost triple over eighteen years in addition to all of those \$30,000 checks. So, that *is* a strategy. Invest systematically every quarter over ten quarters. Pledge to never sell. Limit your withdrawals to a maximum of 3% of your investment and cross your fingers. You'll probably make \$500,000 to \$1,000,000 over the 18 years along with the \$30,000 annually and save yourself a lot of time and aggravation.

S&P 500 Index Portfolio Accumulated Over Ten Quarters



While you could probably get away with a withdrawal greater than 3%, it's reassuring to know that over the past twenty-five years at least, you would never have had a margin call and your account, if held for the long run and not disturbed, would still appreciate.